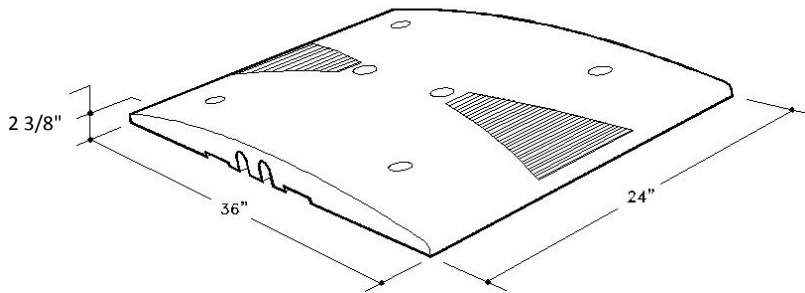
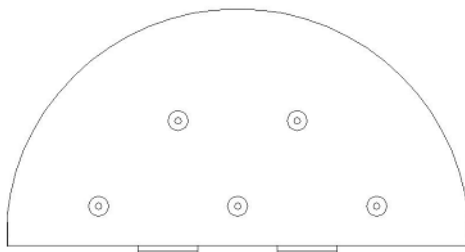


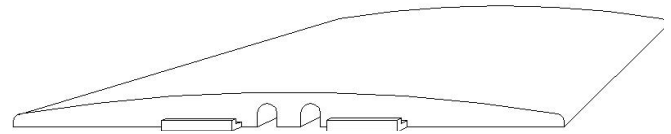
Speed Humps



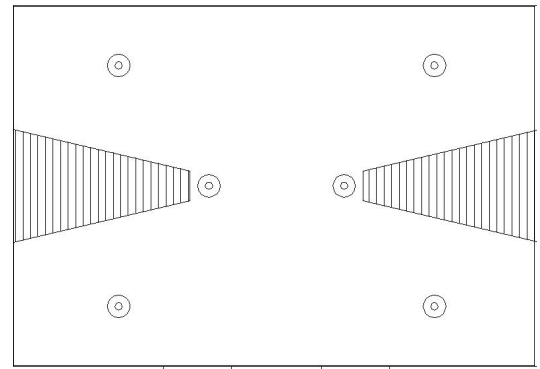
Speed Humps are for a more gradual slowing than Speed Bumps.



End Caps are available for a finished look. Available in either male or female.



Each 24x36 section has a male fitting on one side and a female on the other. This allows you to put together as many sections as required to fit your space.



Top view. Stripes are yellow road marking tape. There are 6 hardware installation holes.



End View of Speed Hump

Speed Humps and End Caps are made of post-consumer recycled tire rubber from used car and truck tires, A 3% MD400 polyurethane is used as a binder.

These **52** pound rubber speed humps are light enough for easy installation by a single installer and lock together to fit across your space.

Hardware installation holes are predrilled with a 1/2" drill bit. Hardware available: 14" x 1/2" rebar spike with 5/8" washer for asphalt or gravel installations. 4 1/2" x 1/2" lag screw, washer and short shield for concrete installations.

Use epoxy or construction adhesive (i.e. Polyurethane PL Premium) on the speed humps and end caps in addition to the installation hardware to make sure the edges don't curl up and for installations where no hardware is allowed (i.e. parking garages)..

Not recommended in traffic areas with speeds over 15 mph. In traffic areas with more than 4 heavy trucks per day, use adhesive in addition to hardware for installation.